




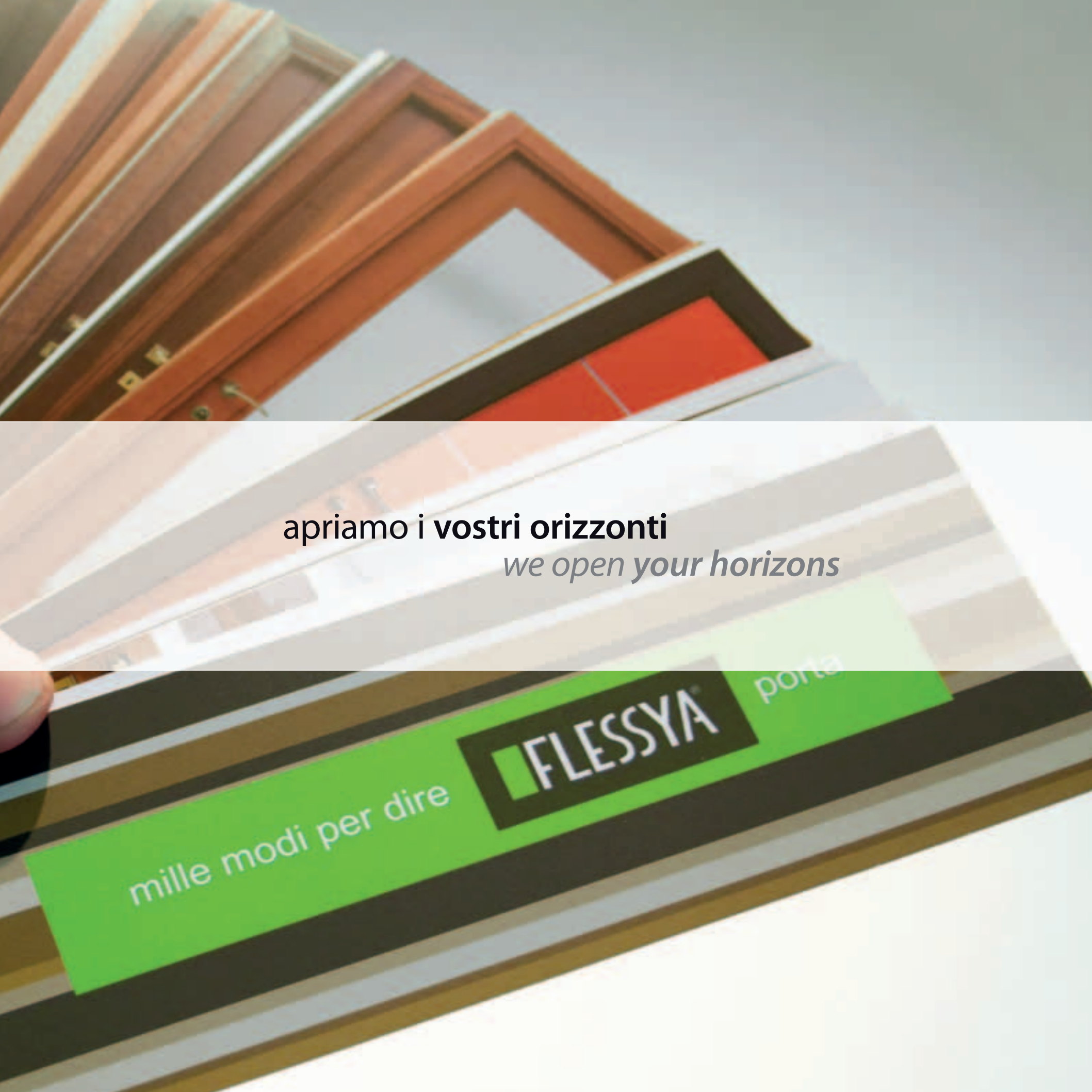
www.flessya.it

Flessya nasce dall'incontro di un gruppo di professionisti con esperienza pluridecennale nel campo della produzione di porte per interni. La vasta gamma di proposte soddisfa tutte le esigenze, anche le più particolari o insolite; le porte Flessya si inseriscono in ambienti classici, rustici, moderni, grazie ad un sapiente equilibrio tra materiali, forme e finiture.



Flessya was founded by the meeting of a group of professionals with many years' experience in the field of interior door production. We can offer a vast range of proposals to meet all your requirements, even the most unusual or specific. The skilled balance of materials, designs and finishes make Flessya doors an equally perfect choice for classic, rustic and modern environments alike.







apriamo i **vostr**i orizzonti
we open your horizons

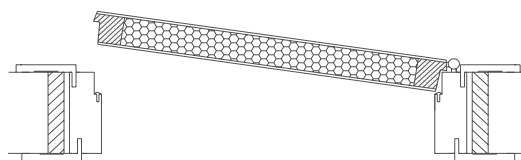
mille modi per dire

FLESSYA

porta



NIDIO - Caratteristiche tecniche *Technical features*



- ante tamburate, intelaiate con massello di abete giuntato di sezione 38x38 mm, riempimento con nido d'ape microforato supercollato, placcato con pannelli di mdf sp. 3,2 mm impiallacciati e bordati con tranciato dell'essenza richiesta.
 - telai in listelle impiallacciate di sezione 40 mm, guarnizione di battuta in gomma, cornici telescopiche 70x30 mm in multistrato impiallacciato.
 - finitura: fondo e mano di finitura con vernici poliuretatiche opache ecocompatibili.
 - kit ferramenta: serratura tipo patent e n. 3 cerniera in acciaio diametro 14 mm.
- *double-panelled doors, framed with joined solid fir wood, section 38x38 mm, filled with micro-perforated honeycomb, plated with mdf panels thickness 3.2 mm veneered and framed with sheared panel of the requested essence.*
 - *frames in veneered wood strips, section 40 mm, rubber door stop gasket, telescopic walled frames 70x30 in veneered plywood.*
 - *finishing: base and finishing with echo-compatible polyurethane opaque paints.*
 - *brass hardware kit: patent type lock and 3 steel hinges diameter 14 mm.*

FINITURE *FINISHES*

Laccati *Lacquered*

- 0 Laccato Bianco Ral 9016 *Lacquered White*
- 1 Laccato Avorio Ral 1013 *Lacquered Ivory*
- 2 Laccato Bianco Crema Ral 9001 *Lacquered Cream White*
- 3 Laccato Base *Lacquered Base*
- 4 Laccato Extra *Lacquered Extra*
- 9 Laccato Nero Ral 9005 *Lacquered Black*

Goffrati *Embossed*

- 10 Goffrato Bianco *Embossed White*
- 11 Goffrato Extra *Embossed Extra*

Decapè *Decapè*

- 20 Rovere Decapè Base *Decapè Oak Base*
- 21 Rovere Decapè Extra *Decapè Oak Extra*

Lucidi (solo anta) *Glossy (only panel)*

- 30 Laccato Lucido Base *Glossy Lacquered Base*
- 31 Laccato Lucido Extra *Glossy Lacquered Extra*

Laccati Poro Aperto *Laquered Open Pore*


- 40 Frassino Poro Aperto Base *Ash Open Pore Base*
- 41 Frassino Poro Aperto Extra *Ash Open Pore Extra*

Legni *Wood*

- 100 Tanganika *Tanganika*
- 101 Tanganika Cuoio *Leather Tanganika*
- 102 Tanganika Ciliegio *Cherry Tanganika*
- 103 Tanganika Tabacco *Tobacco Tanganika*
- 120 Rovere *Oak*
- 121 Rovere Tabacco *Tobacco Oak*
- 122 Rovere Caffè *Coffee Oak*
- 123 Rovere Sbiancato *Bleached Oak*
- 140 Noce Nazionale Bicolore *Walnut*
- 150 Ciliegio *Cherry*

Speciali (previa richiesta disponibilità) *Specials (available on request)*

- 110 Mogano *Mogany*
- 130 Castagno *Chestnut*
- 131 Castagno Tabacco *Tobacco Chestnut*
- 160 Faggio Semievaporato *Beech*
- 170 Noce Biondo *Light Walnut*
- 180 Frassino *Ash*
- 190 Pino *Pine*
- 200 Acero *Maple*
- 210 Teak *Teak*
- 220 Zebrano *Zebrano*



linea *line* **NIDIO**



photo: www.flessya.it



N00

Bianco Lucido ral 9016
in linea

Glossy White ral 9016
in linea




N15

Marrone ral 8015
in linea

Brown ral 8015
in linea



photo: www.sicccucine.com



N04

Nero ral 9005 - inserti in ottone
in linea

Black ral 9005 - inlay work in brass
in linea



N04

Decapè Avorio ral 1013 - inserti in ottone
telaio lineo - cornice recta

Decapè Ivory ral 1013 - inlay work in brass
lineo frame - recta walled frame



photo: www.siccucine.com




N2V

Rosso ral 3004

vetro rosso porpora - telaio lineo - cornice plana

Red ral 3004

purple red glass - lineo frame - plana walled frame



NOV

Bianco ral 9016

vetro rosso porpora - telaio lineo - cornice plana

White ral 9016

purple red glass - lineo frame - plana walled frame



N28

Frassino Poro Aperto - Grigio 0238
in linea

Ash Open Pore - Grey 0238
in linea



photo: www.siccucine.com



N15

Grigio ral 7022
cerniere a scomparsa - telaio lineo - cornice recta a filo

Grey ral 7022
hidden hinges - lineo frame - complanar recta walled frame



photo: www.ergontile.it



N50E

Bianco ral 9016
telaio lineo - cornice plana
White ral 9016
lineo frame - plana walled frame



N50E

Grigio ral 7016
modello su disegno
telaio lineo - cornice plana
Grey ral 7016
lineo frame - plana walled frame



photo: www.flessya.it



NI04

Bianco ral 9016
raso muro

White ral 9016
aligned with the wall



NS00

Grigio 0238
raso muro

Grey 0238
aligned with the wall



photo: www.sicccucine.com



NA00

Bianco ral 9016
telaio lineo - cornice plana
White ral 9016
lineo frame - plana walled frame




NS04

Bianco ral 9016
telaio radius - cornice recta
White ral 9016
radius frame - recta walled frame



N44

Tanganika Cuoio
telaio radius - cornice curva
Leather Tanganika
radius frame - curva walled frame



N31

Tanganika Ciliegio
telaio radius - cornice recta
Cherry Tanganika
radius frame - recta walled frame



photo: www.sicccucine.com





N43

Rovere
telaio lineo - cornice recta

Oak
lineo frame - recta walled frame



photo: www.piemmemobili.it



N40

Tanganika
telaio radius - cornice curva
Tanganika
radius frame - curva walled frame



N50

Tanganika Cuoio
vetro Primavera - telaio radius - cornice curva - traverso recta

Leather Tanganika
Primavera glass - radius frame - curva walled frame - recta top rail



photo: www.sicccucine.com



N06S

Tanganika Ciliegio
telaio radius - cornice recta

Cherry Tanganika
radius frame - recta walled frame

NIDIO - Modelli intarsiati Models with inlay work




mod. N05



mod. N06



mod. N07



mod. N08



mod. N09

NIDIO - Modelli intarsiati Models with inlay work



mod. N10



mod. N11



mod. N12

NIDIO - Modelli con foderine Models with linings



mod. N30



mod. N31



mod. N33



mod. N36



mod. N37

NIDIO - Modelli con bugne Models with central panels



mod. N40




mod. N43



mod. N44



mod. N46



mod. N47

NIDIO - Modelli incisi Models engraved



mod. N13



mod. N14



mod. N15



mod. N16



mod. N17

NIDIO - Modelli incisi Models engraved



mod. N18



mod. N19



mod. N20



mod. N21



mod. N22

NIDIO - Modelli incisi Models engraved



mod. N23



mod. N24



mod. N25



mod. N26



mod. N27

NIDIO - Modelli incisi Models engraved



mod. N28

NIDIO - Modelli applicazione acciaio Models steel application



mod. NA00



mod. NA01



mod. NA02



mod. NA03



mod. NA04

NIDIO - Modelli inserti stondati Models inlay work rounded



mod. NI00



mod. NI01



mod. NI02



mod. NI03



mod. NI04

NIDIO - Modelli inserti alluminio *Models inlay work in aluminium*



mod. N01



mod. N02



mod. N03



mod. N04

NIDIO - Modelli incisione Sforo *Models engraving Sforo*



mod. NS00



mod. NS01



mod. NS02



mod. NS03



mod. NS04



alta tecnologia e cura artigianale
high technology and artisan care



Il nostro lavoro inizia dalla selezione delle materie prime e prosegue fino alla realizzazione delle finiture.

L'esperienza maturata negli anni, mix di cura artigianale e innovazione tecnologica, è la base della nostra vasta offerta e ci permette di creare combinazioni uniche e originali.




Our work begins with the selection of raw materials and continues to the final finishing touches.

The experience we have gained over the years - a combination of craftsmanship and technological innovation - lies at the heart of our vast product range, and enables us to create truly unique solutions.



PLENIA - Caratteristiche tecniche *Technical features*



- ante costruite con elementi in legno massellato, impiallacciato con l'essenza richiesta, assemblati tra loro con un fissaggio meccanico in acciaio che permette la sostituzione dei singoli elementi e l'inserimento di vetri e/o di foderine e bugne in mdf impiallacciate.
- telai in listellare impiallacciato di sezione 40 mm, guarnizione di battuta in gomma, cornici telescopiche 70x30 mm in multistrato impiallacciato.
- finitura: fondo e mano di finitura con vernici poliuretatiche opache ecocompatibili.
- kit ferramenta: serratura tipo patent e n. 3 cerniere in acciaio diametro 14 mm.

- *element doors made in solid wood, veneered with the requested essence and assembled with a steel mechanic fixing which allows the replacement of the single elements and the introduction of glasses and/or linings and central panels in veneered mdf.*
- *frames in veneered wood strips, section 40 mm, rubber door stop gasket, telescopic walled frames 70x30 in veneered plywood.*
- *finishing: base and finishing with echo-compatible polyurethane opaque paints.*
- *brass hardware kit: patent type lock and 3 steel hinges diameter 14 mm.*

FINITURE *FINISHES*

Laccati *Lacquered*

- 0 Laccato Bianco Ral 9016 *Lacquered White*
- 1 Laccato Avorio Ral 1013 *Lacquered Ivory*
- 2 Laccato Bianco Crema Ral 9001 *Lacquered Cream White*
- 3 Laccato Base *Lacquered Base*
- 4 Laccato Extra *Lacquered Extra*
- 9 Laccato Nero Ral 9005 *Lacquered Black*

Goffrati *Embossed*

- 10 Goffrato Bianco *Embossed White*
- 11 Goffrato Extra *Embossed Extra*

Decapè *Decapè*

- 20 Rovere Decapè Base *Decapè Oak Base*
- 21 Rovere Decapè Extra *Decapè Oak Extra*

Lucidi (solo anta) *Glossy (only panel)*

- 30 Laccato Lucido Base *Glossy Lacquered Base*
- 31 Laccato Lucido Extra *Glossy Lacquered Extra*

Laccati Poro Aperto *Lacquered Open Pore*


- 40 Frassino Poro Aperto Base *Ash Open Pore Base*
- 41 Frassino Poro Aperto Extra *Ash Open Pore Extra*

Legni *Wood*

- 100 Tanganika *Tanganika*
- 101 Tanganika Cuoio *Leather Tanganika*
- 102 Tanganika Ciliegio *Cherry Tanganika*
- 103 Tanganika Tabacco *Tobacco Tanganika*
- 120 Rovere *Oak*
- 121 Rovere Tabacco *Tobacco Oak*
- 122 Rovere Caffè *Coffee Oak*
- 123 Rovere Sbiancato *Bleached Oak*
- 140 Noce Nazionale Bicolore *Walnut*
- 150 Ciliegio *Cherry*

Speciali (previa richiesta disponibilità) *Specials (available on request)*

- 170 Noce Biondo *Light Walnut*



linea *line* **PLENIA**



P00

Bianco ral 9016
telaio lineo - cornice recta

White ral 9016
lineo frame - recta walled frame



photo: www.sicccucine.com



P00 Rovere Tabacco Effetto Essenza - Tranciato Orizzontale
telaio lineo - cornice recta
Tobacco Oak Essence Effect - Horizontal Veneering
lineo frame - recta walled frame



P11

Rovere
telaio lineo - cornice recta
Oak
lineo frame - recta walled frame



photo: www.sicccucine.com



P11G

Goffrato Bianco ral 9016
telaio lineo - cornice recta
Embossed White ral 9016
lineo frame - recta walled frame



P94

Grigio ral 7035
telaio lineo - cornice recta
Grey ral 7035
lineo frame - recta walled frame



P95

Bianco ral 9016
telaio lineo - cornice plana
White ral 9016
lineo frame - plana walled frame



P93

Grigio ral 7045
telaio radius - cornice recta

Grey ral 7045
radius frame - recta walled frame



V00

Vetro Albero Scavo
telaio lineo - cornice recta

Albero Scavo Glass
lineo frame - recta walled frame





PN00

Avorio Opaco/Lucido ral 1013
telaio lineo - cornice recta

Ivory Opaque/Glossy ral 1013
lineo frame - recta walled frame



photo: www.siccucine.com



PN05

Rovere Grigio
telaio lineo - cornice plana
Grey Oak
lineo frame - plana walled frame



photo: www.sicccucine.com



P01

Grigio ral 7022
telaio lineo - cornice recta
Grey ral 7022
lineo frame - recta walled frame



P04

Grigio ral 7022
telaio lineo - cornice recta
Grey ral 7022
lineo frame - recta walled frame



P72G

Goffrato Bianco ral 9016
vetro satinato Pompei - telaio lineo - cornice recta
Embossed White ral 9016
Pompei satin glass - lineo frame - recta walled frame



P68

Rovere Caffè
telaio lineo - cornice plana
Coffee Oak
lineo frame - plana walled frame



photo: www.siccucine.com

linea *line* **PLENIA**



photo: www.ergonile.it



P12

Rovere - Tranciato Orizzontale
telaio lineo - cornice plana
Oak - Horizontal Veneering
lineo frame - plana walled frame



P13

Rovere - Tranciato Orizzontale
telaio lineo - cornice plana
Oak - Horizontal Veneering
lineo frame - plana walled frame

linea *line* **PLENIA**





photo: www.flessya.it



PN04

Bianco/Frassino Poro Aperto ral 9016
telaio lineo - cornice recta
White/Ash Open Pore ral 9016
lineo frame - recta walled frame



P50V

Rovere Sbiancato
vetro satinato con 4 incisioni orizzontali
telaio lineo - cornice plana
Bleached Oak
satin glass with 4 horizontal engravings
lineo frame - plana walled frame





P50

Rovere Caffè
vetro satinato con 4 incisioni orizzontali
telaio lineo - cornice recta

Coffee Oak
satin glass with 4 horizontal engravings
lineo frame - recta walled frame



P59

Argento ral 9006
telaio lineo - cornice recta

Silver ral 9006
lineo frame - recta walled frame



P47

Tanganika Tabacco
telaio lineo - cornice recta

Tobacco Tanganika
lineo frame - recta walled frame



photo: www.ergontile.it




P47
modello su disegno
model on design

Bianco ral 9016
telaio radius - cornice recta
White ral 9016
radius frame - recta walled frame


PLENIA - Modelli con foderine *Models with linings*




mod. P00



mod. P10



mod. P11



mod. P12



mod. P13


PLENIA - Modelli con foderine *Models with linings*



mod. P20



mod. P21



mod. P22

PLENIA - Modelli con bugne Models with central panels



mod. P40



mod. P41



mod. P42



mod. P43



mod. P44

PLENIA - Modelli con bugne Models with central panels



mod. P47



mod. P48

PLENIA - Modelli con vetro filo foderine Models glass complanar with linings



mod. P90



mod. P91



mod. P92



mod. P93



mod. P94

PLENIA - Modelli con vetro filo foderine Models glass complanar with linings



mod. P95




mod. P96



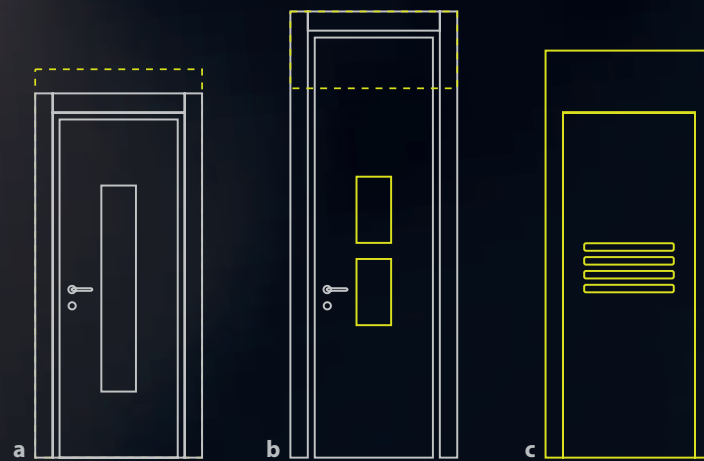
P95

Rovere Sbiancato
telaio lineo - cornice piana

Bleached Oak
lineo frame - piana walled frame



mettete alla prova **la nostra flessibilità**
put our flexibility to the test



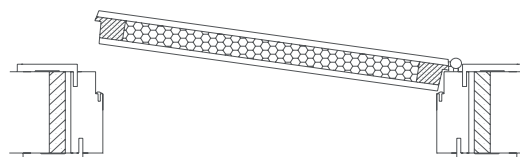
- a Ogni nostro modello può essere realizzato "su misura", senza supplementi di costo.
- b Siamo in grado di personalizzare la produzione standard con opportuni interventi di design, per valorizzare ogni ambiente.
- c La nostra falegnameria è a disposizione per realizzare anche porte originali disegnate dal vostro architetto.



- a *All our models can be made to measure at no extra charge.*
- b *We can customise standard production by amending designs, to provide the perfect solution to your specific environment.*
- c *Our carpenters are at your disposal to create original doors designed by your very own architect.*



TALÈA - Caratteristiche tecniche *Technical features*



- ante tamburate sp.44 mm, intelaiate con massello di toulipier di sezione 28x40 mm, riempimento con nido d'ape microforato supercollato, placcato con pannelli di mdf sp. 8 mm o con pannelli di lamellare di frassino o toulipier sp. 9 mm.
 - telai in listellare impiallacciato di sezione 40 mm, guarnizione di battuta in gomma, cornici telescopiche 70x30 mm in multistrato impiallacciato.
 - finitura: fondo e mano di finitura con vernici poliuretatiche opache ecocompatibili.
 - kit ferramenta: serratura tipo patent e n. 3 cerniere in acciaio diametro 14 mm.
- *double-panelled framed with tulipier solid wood, section 28x40 mm, filled with micro-perforated honeycomb, plated with mdf panels thickness 8 mm or with ash or tulipier panels thickness 9 mm.*
 - *frames in veneered wood strips, section 40 mm, rubber door stop gasket, telescopic walled frames 70x30 in veneered plywood.*
 - *finishing: base and finishing with echo-compatible polyurethane opaque paints.*
 - *brass hardware kit: patent type lock and 3 steel hinges diameter 14 mm.*

FINITURE *FINISHES*

Laccati *Lacquered*

- 0 Laccato Bianco Ral 9016 *Lacquered White*
- 1 Laccato Avorio Ral 1013 *Lacquered Ivory*
- 2 Laccato Bianco Crema Ral 9001 *Lacquered Cream White*
- 3 Laccato Base *Lacquered Base*
- 4 Laccato Extra *Lacquered Extra*
- 9 Laccato Nero Ral 9005 *Lacquered Black*

Goffrati *Embossed*

- 10 Goffrato Bianco *Embossed White*
- 11 Goffrato Extra *Embossed Extra*

Lucidi (solo anta) *Glossy (only panel)*

- 30 Laccato Lucido Base *Glossy Lacquered Base*
- 31 Laccato Lucido Extra *Glossy Lacquered Extra*

Legni *Wood*

- 101 Toulipier Cuoio *Leather Tulipier*
- 102 Toulipier Ciliegio *Cherry Tulipier*
- 103 Toulipier Tabacco *Tobacco Tulipier*
- 121 Frassino Tabacco *Tobacco Ash*
- 124 Frassino Cuoio *Leather Ash*
- 125 Frassino Ciliegio *Cherry Ash*



linea *line* **TALÈA**



photo: www.piemmemobili.it



T20F

Celeste a campione
telaio radius - cornice curva - traverso recta
Light Blue at sample
radius frame - curva walled frame - recta top rail



T21

Avorio ral 1013
telaio lineo - cornice recta
Ivory ral 1013
lineo frame - recta walled frame



T15

Bianco Crema ral 9001
telaio radius - cornice curva
Cream White ral 9001
radius frame - curva walled frame



photo: www.sicccucine.com



T93

Verde ral 6005
telaio radius - cornice recta

Green ral 6005
radius frame - recta walled frame



T15F

Toulipier Cuoio
telaio lineo - cornice plana
Leather Toulipier
lineo frame - plana walled frame



TS20F

Toulipier Ciliegio
telaio sinuo - cornice recta
Cherry Toulipier
sinuo frame - recta walled frame



photo: www.ergontile.it





T30

Grigio ral 7035
telaio radius - cornice curva

Grey ral 7035
radius frame - curva walled frame



photo: www.sicccucine.com



T40F

Frassino Cuoio
telaio lineo - cornice curva

Leather Ash
lineo frame - curva walled frame



photo: www.siccucine.com



T02

Bianco ral 9016
telaio radius - cornice curva
White ral 9016
radius frame - curva walled frame



T32

Bianco ral 9016
telaio lineo - cornice recta
White ral 9016
lineo frame - recta walled frame



photo: www.flessya.it



photo: www.sicccucine.com



T31F
libro 1/3-2/3
folding 1/3-2/3

Bianco ral 9016
telaio radius - cornice recta
White ral 9016
radius frame - recta walled frame



T40

Rosso ral 3003
telaio lineo - cornice recta
Red ral 3003
lineo frame - recta walled frame



TS18

Avorio ral 1013
telaio lineo - cornice recta

Ivory ral 1013
lineo frame - recta walled frame



photo: www.ergontile.it



TS20F

Bianco ral 9016
telaio sinuo - cornice recta

White ral 9016
sinuo frame - recta walled frame



T24

Toulipter Tabacco
telaio lineo - cornice recta

Tobacco Toulipter
lineo frame - recta walled frame



photo: www.ipfparquet.com



T30F

Frassino Ciliegio
telaio lineo - cornice plana

Cherry Ash
lineo frame - plana walled frame

TALÈA - Modelli ciechi *Models blind*



mod. T00



mod. T01



mod. T02



mod. T03



mod. T04

TALÈA - Modelli ciechi *Models blind*



mod. T20



mod. T21



mod. T22



mod. T23



mod. T24

TALÈA - Modelli ciechi *Models blind*



mod. T25



mod. T26



mod. T30



mod. T31



mod. T32

TALÈA - Modelli ciechi *Models blind*



mod. T33



mod. T34



mod. T40



mod. T41



mod. T42

TALÈA - Modelli con vetro *Models with glass*



mod. T50



mod. T51



mod. T52



mod. T53



mod. T54

TALÈA - Modelli con vetro *Models with glass*



mod. T60



mod. T70



mod. T71

TALÈA - Modelli con inglese Models with english



mod. T10



mod. T11



mod. T12



mod. T13



mod. T14

TALÈA - Modelli con inglese Models with english



mod. T15



mod. T90




mod. T97

Dalle porte tamburate alle pantografate, dal listellare impiallacciato alla porta con stipiti in alluminio, alle porte in laminato ed in pvc, la nostra proposta non si limita ad una ricca collezione, ma lascia spazio alla creatività tecnica ed estetica di architetti e arredatori, per realizzare prodotti esclusivi dove i dettagli fanno la differenza.



Double-panelled and pantographic doors, veneered strip doors with aluminium jambs, and even laminate and PVC doors... we do not merely offer you a wide range to choose from, but also leave room for the technical and design creativity of architects and furnishers to create exclusive products where details make all the difference.




una vasta gamma di **idee e soluzioni**

a vast range of ideas and solutions



EMPIRIA LUX - Caratteristiche tecniche *Technical features*



- ante tamburate, intelaiate con massello di toulipier di sezione 38x38 mm, riempimento con nido d'ape microforato supercollato, placcato con pannelli di mdf sp. 3,2 mm bordi arrotondati.
- telaio telescopico in alluminio anodizzato, guarnizione di battuta in gomma.
- finitura anta: fondo e mano di finitura con vernici poliuretano opache ecocompatibili.
- kit ferramenta: serratura tipo patent e n. 2 cerniere a bilico.

- *double-panelled doors, rounded framed with toulipier solid wood, section 38x38 mm, filled with micro-perforated honeycomb, plated with mdf panels thickness 3.2 mm.*
- *frames with aluminium profile, rubber door stop gasket.*
- *finishing: base and finishing with echo-compatible polyurethane opaque paints.*
- *chrome hardware kit: patent type lock and 2 balance hinges.*

FINITURE *FINISHES*

Laccati *Lacquered*

- | | |
|---|------------------------------------------------------------|
| 0 | Laccato Bianco Ral 9016 <i>Lacquered White</i> |
| 1 | Laccato Avorio Ral 1013 <i>Lacquered Ivory</i> |
| 2 | Laccato Bianco Crema Ral 9001 <i>Lacquered Cream White</i> |
| 3 | Laccato Base <i>Lacquered Base</i> |
| 4 | Laccato Extra <i>Lacquered Extra</i> |
| 9 | Laccato Nero Ral 9005 <i>Lacquered Black</i> |

Goffrati *Embossed*

- | | |
|----|---------------------------------------|
| 10 | Goffrato Bianco <i>Embossed White</i> |
| 11 | Goffrato Extra <i>Embossed Extra</i> |

Lucidi (solo anta) *Glossy (only panel)*

- | | |
|----|----------------------------------------------------|
| 30 | Laccato Lucido Base <i>Glossy Lacquered Base</i> |
| 31 | Laccato Lucido Extra <i>Glossy Lacquered Extra</i> |



linea *line* **EMPIRIA LUX**



ELNI01

Bianco Lucido ral 9016
telaio alluminio argento
Glossy White ral 9016
silver aluminium frame



photo: www.flessya.it



ELN100

Grigio ral 7022
telaio alluminio nero

Grey ral 7022
black aluminium frame



ELN2V

Grigio ral 7016
vetro nero profondo - telaio alluminio argento
Grey ral 7016
deep black glass - silver aluminium frame



photo: www.flessya.it



ELN1V

Nero Lucido ral 9005
vetro bianco puro - telaio alluminio argento

Glossy Black ral 9005
pure white glass - silver aluminium frame



ELN00

Azzurro ral 5017
telaio alluminio argento

Blue ral 5017
silver aluminium frame



photo: www.piemmemobili.it



ELN16

Rosso ral 3003
telaio alluminio argento

Red ral 3003
silver aluminium frame



photo: www.flessya.it



ELN50E

Grigio 0238
vetro satinato con 1 incisione orizzontale
telaio alluminio argento

Grey 0238
satin glass with 1 horizontal engravings
silver aluminium frame



ELV00

Vetro Africa Satinato
telaio alluminio nero

Africa Satin Glass
black aluminium frame

Alla creatività non si pongono limiti, per questo la nostra offerta è in continua evoluzione.

Nel nostro sito www.flessya.it potete visionare le altre linee e le nuove proposte, risultato della ricerca e dell'innovazione tecnica ed estetica.

NIDIO – porte tamburate, in legno e laccate

PLENIA – porte in listellare impiallacciato

TALÈA – porte pantografate in legno e laccate

EMPIRIA LUX – porte con stipite in alluminio, ante tamburate laccate

EMPIRIA – porte con stipite in alluminio, ante tamburate in legno, laccate ed in laminato

LAMINIO – porte con stipite in legno, ante tamburate rivestite in supportato melaminico

LAMINIO PLUS – porte con stipite in legno, ante tamburate rivestite in laminato plastico

RESINAE – porte con telaio in pvc, ante rivestite in supportato melaminico, laminato plastico o interamente in pvc (certificate classe 1 di reazione al fuoco)



Creativity knows no limits, meaning that our offers are constantly evolving. Please visit our website www.flessya.it to see other lines and new proposals, the result of technical and aesthetic innovation and research.

NIDIO – *double-panelled doors in wood and lacquers*

PLENIA – *veneered strip doors*

TALÈA – *pantographic doors in wood and lacquers*

EMPIRIA LUX – *double-panelled lacquered doors with aluminium jambs*

EMPIRIA – *double-panelled doors in wood, lacquers and laminates, with aluminium jambs*

LAMINIO – *double-panelled doors with wooden jambs and melamine backing*

LAMINIO PLUS – *double-panelled doors with wooden jambs and plastic laminate backing*

RESINAE – *PVC framed doors with melamine or plastic laminate backing, or built entirely from PVC (certified class 1 fire reaction)*

www.flessya.it

scoprite tutte le nostre proposte

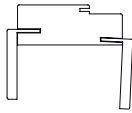
take a look at all our proposals

TELAI *FRAMES*

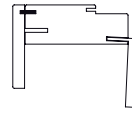
Telaio *Frame* LINEO

telaio squadrato con doppia fresata per inserimento cornici telescopiche e guarnizione di battuta
square frame with double milling for the introduction of telescopic frames and door stop gasket

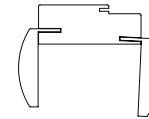
**LINEO
+ RECTA**



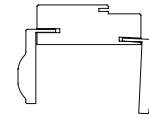
**LINEO
+ PLANA**




**LINEO
+ CURVA**




**LINEO
+ SAGOMA**




Telai *Frames* LINEO



cornice *walled frame* RECTA 70x30 mm




cornice *walled frame* PLANA 85x12mm



disponibile con traverso recta
available with recta top rail

cornice *walled frame* CURVA 80x40 mm



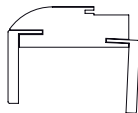
disponibile con traverso recta
available with recta top rail

cornice *walled frame* SAGOMA 75x40 mm

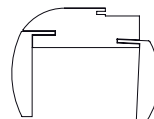
Telaio *Frame* SINUO

telaio arrotondato raggio 50 con doppia fresata per inserimento cornici telescopiche e guarnizione di battuta
ray 50 frame with double milling for the introduction of telescopic frames and door stop gasket

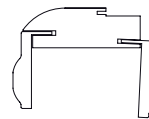
**SINUO
+ RECTA**




**SINUO
+ CURVA**



**SINUO
+ SAGOMA**



Telai *Frames* SINUO



cornice *walled frame* RECTA 70x30 mm



disponibile con traverso recta
available with recta top rail

cornice *walled frame* CURVA 80x40 mm



disponibile con traverso recta
available with recta top rail

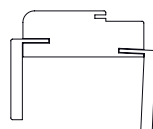
cornice *walled frame* SAGOMA 75x40 mm

TELAI FRAMES

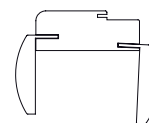
telaio arrotondato raggio 10 con doppia fresata per inserimento cornici telescopiche e guarnizione di battuta
ray 10 frame with double milling for the introduction of telescopic frames and door stop gasket

Telaio Frame RADIUS

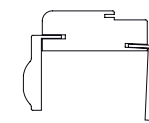
**RADIUS
+ RECTA**



**RADIUS
+ CURVA**



**RADIUS
+ SAGOMA**



cornice walled frame **RECTA** 70x30 mm



disponibile con traverso recta
available with recta top rail

cornice walled frame **CURVA** 80x40 mm



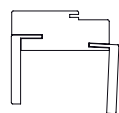
disponibile con traverso recta
available with recta top rail

cornice walled frame **SAGOMA** 75x40 mm

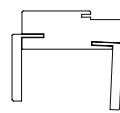
Telai Frames RADIUS

Alternative Alternatives LINEO

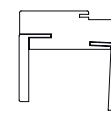
LINEO + RECTA
 A FILO LATO ESTERNO
 COMPLANAR
 IN EXTERNAL SIDE



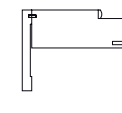
LINEO + RECTA
 A FILO LATO INTERNO
 COMPLANAR
 IN INTERNAL SIDE



LINEO + RECTA
 A FILO 2 LATI
 COMPLANAR 2 SIDES

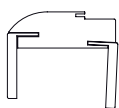


LINEO + PLANA
 A FILO LATO INTERNO
 COMPLANAR
 IN INTERNAL SIDE



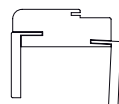
Alternative Alternatives SINUO

SINUO + RECTA
 A FILO LATO INTERNO
 COMPLANAR
 IN INTERNAL SIDE

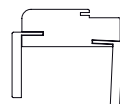


Alternative Alternatives RADIUS

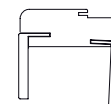
RADIUS + RECTA
 A FILO LATO ESTERNO
 COMPLANAR
 IN EXTERNAL SIDE



RADIUS + RECTA
 A FILO LATO INTERNO
 COMPLANAR
 IN INTERNAL SIDE

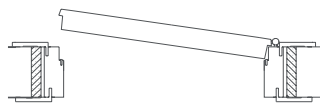


RADIUS + RECTA
 A FILO 2 LATI
 COMPLANAR 2 SIDES



VERSIONI *VERSIONS*

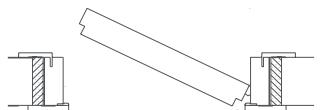
NIDIO
TALÉA
PLENIA
EMPÍRIA LUX
• disponibilità availability



BT BATTENTE
SWING
N T P E
• • • •



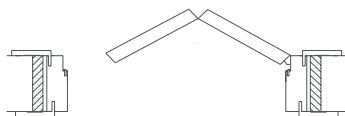
FL FUORI LUCE
OUTSIDE THE OPENING
N T P E
• • • •



IL IN LINEA
IN LINEA
N T P E
• •




VV VA E VIENI
SALOON
N T P E
• • • •



L12 LIBRO 1/2-1/2
FOLDING 1/2-1/2
N T P E
• • • •



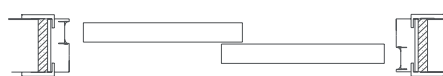
SE SCORREVOLE ESTERNO
EXTERNAL SLIDING DOOR
N T P E
• • • •



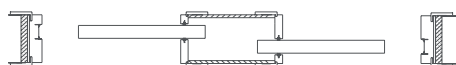
SES SCORREVOLE ESSENTIAL
ESSENTIAL SLIDING DOORS
N T P E
• • • •



SAP SCORREVOLE APPLAUSO
APPLAUSO SLIDING DOORS
N T P E
• •



SPI SCORREVOLE PARALLELO INTERNO
INTERNAL SLIDING PARALLEL DOOR
N T P E
• • • •

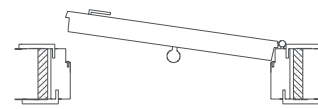


SPR SCORREVOLE PRATICO
PRATICO SLIDING DOOR
N T P E
• • • •

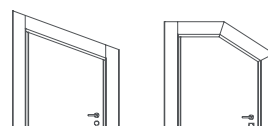
NIDIO
TALÉA
PLENIA
EMPÍRIA LUX
disponibilità availability




CS CERNIERE A SCOMPARSA
HIDDEN HINGES
N T P E
• • • •



PY PORTONCINO
WICKET
N T P E
• • • •



TR TRAPEZIO
TRAPEZE
N T P E
• • • •



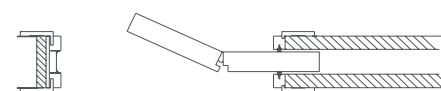
L13 LIBRO 1/3-2/3
FOLDING 1/3-2/3
N T P E
• •




SS SCORREVOLE SCOMPARSA
SLIDING DOOR
N T P E
• • • •



SEB SCORREVOLE ESTERNO c/BATTUTA
EXTERNAL SLIDING DOOR WITH DOOR STOP
N T P E
• • • •



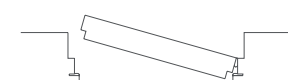
SAR SCORREVOLE ARMONICO
ARMONICO SLIDING DOORS
N T P E
• •



SPE SCORREVOLE PARALLELO ESTERNO
EXTERNAL SLIDING PARALLEL DOOR
N T P E
• • • •



SGL SCORREVOLE GRAN LUCE
GRAN LUCE SLIDING DOOR
N T P E
• • • •



RM RASO MURO
ALIGNED WITH THE WALL
N T P E
• •

VERSIONI *VERSIONS*



CS CERNIERE A SCOMPARSA *HIDDEN HINGES*



FL FUORI LUCE *OUTSIDE THE OPENING*



IL IN LINEA *IN LINEA*



VV VA E VIENI *SALOON*



L13 LIBRO 1/3-2/3 *FOLDING 1/3-2/3*



SS SCORREVOLE SCOMPARSA *SLIDING DOOR*



SEB SCORREVOLE ESTERNO c/BATTUTA *EXTERNAL SLIDING DOOR WITH DOOR STOP*



SPI SCORREVOLE PARALLELO INTERNO *INTERNAL SLIDING PARALLEL DOOR*



RM RASO MURO *ALIGNED WITH THE WALL*

FERRAMENTA *HARDWARE*

FINITURE *FINISHES*

serratura con solo scrocco in acciaio, n. 3 cerniere anuba diametro 14 mm in acciaio, maniglia in ottone
lock with steel strike plate only, n. 3 hinges with 14 mm diameter, brass handle

Ottonato *Brass*



Ottone Lucido *Polished Brass*



Bronzato *Bronze*



Cromo Satinato *Satin Chrome*



Cromo Lucido *Polished Chrome*



Finiture ferramenta *Hardware Finishes*

SERRATURE MAGNETICHE *MAGNETIC LOCKS*

serratura con solo scrocco magnetico, n. 3 cerniere anuba diametro 14 mm in acciaio, maniglia in ottone
lock with magnetic strike plate only, n. 3 hinges with 14 mm diameter, brass handle

Ottonato *Brass*



Ottone Lucido *Polished Brass*



Cromo Satinato *Satin Chrome*



Scrocco magnetico *Magnetic Equipped*

KIT PER SCORREVOLI *KIT FOR SLIDING DOORS*

serrature e maniglie ad incasso per porte scorrevoli
locks and handles for sliding doors

Ottone Lucido *Polished Brass*



Bronzato *Bronze*



Cromo Satinato *Satin Chrome*



Cromo Lucido *Polished Chrome*



Cromo Satinato Quadrato *Square Satin Chrome*



disponibile anche Ottone Lucido
also available in Polished Brass

Chiusure scorrevoli *Sliding doors locks*

MANIGLIE *HANDLES*

maniglia in ottone con rosetta e bocchetta (spessore 2 mm)
brass handles with rosette and escutcheon (thickness 2 mm)

Nemesis



Laurent



Minimal



Equinox



Maniglie *Handles*

VETRI GLASS

Vetri incisi Glass engraved



Albero Scavo



Viaggio Scavo



Serie

MR[®]
art design

*I vetri sono prodotti da MR Art Design
Glass produced by MR Art Design
www.mrartdesign.it*

Vetri sabbiati Glass sand-blasted



Africa



Fiori



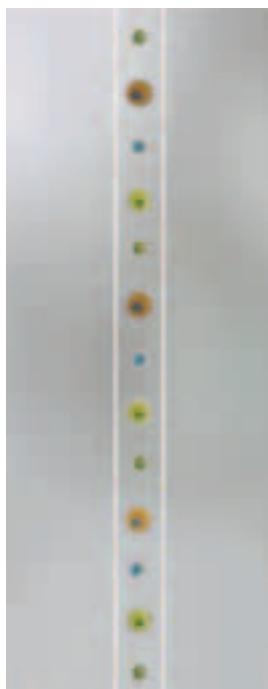
Viaggio Sabbia




Klimt Sabbia



Etnico 2



Cerchio



Pompei



Primavera



Ellittica

Vetri decorati Glass decorated



ELV00

Vetro Africa



P94

Viaggio Scavo



T71

Pompei



N50E

Fiori

Esempi di applicazione Application examples

COLORI RAL *RAL COLORS*

											
ral 1000	ral 1001	ral 1002	ral 1003	ral 1004	ral 1005	ral 1011	ral 1012	ral 1013	ral 1014	ral 1015	ral 1016
											
ral 1017	ral 1018	ral 1019	ral 1020	ral 1021	ral 1023	ral 1024	ral 1028	ral 1033	ral 1034	ral 1037	ral 2003
											
ral 2004	ral 2008	ral 2009	ral 2010	ral 2011	ral 2012	ral 3000	ral 3001	ral 3002	ral 3003	ral 3004	ral 3005
											
ral 3007	ral 3009	ral 3011	ral 3012	ral 3013	ral 3014	ral 3015	ral 3016	ral 3017	ral 3018	ral 3020	ral 3022
											
ral 3027	ral 3031	ral 4001	ral 4002	ral 4003	ral 4004	ral 4005	ral 4006	ral 4007	ral 4008	ral 4009	ral 4010
											
ral 5000	ral 5001	ral 5002	ral 5003	ral 5004	ral 5007	ral 5008	ral 5009	ral 5010	ral 5011	ral 5012	ral 5013
											
ral 5014	ral 5015	ral 5017	ral 5018	ral 5019	ral 5020	ral 5021	ral 5022	ral 5023	ral 5024	ral 6000	ral 6001
											
ral 6002	ral 6003	ral 6004	ral 6005	ral 6006	ral 6007	ral 6008	ral 6009	ral 6010	ral 6011	ral 6012	ral 6013

COLORI RAL *RAL COLORS*

											
ral 6014	ral 6015	ral 6016	ral 6017	ral 6018	ral 6019	ral 6020	ral 6021	ral 6022	ral 6024	ral 6025	ral 6026
											
ral 6027	ral 6028	ral 6029	ral 6032	ral 6033	ral 6034	ral 7000	ral 7001	ral 7002	ral 7003	ral 7004	ral 7005
											
ral 7006	ral 7008	ral 7009	ral 7010	ral 7011	ral 7012	ral 7013	ral 7015	ral 7016	ral 7021	ral 7022	ral 7023
											
ral 7024	ral 7026	ral 7030	ral 7031	ral 7032	ral 7033	ral 7034	ral 7035	ral 7036	ral 7037	ral 7038	ral 7039
											
ral 7040	ral 7042	ral 7043	ral 7044	ral 7045	ral 7046	ral 7047	ral 8000	ral 8001	ral 8002	ral 8003	ral 8004
											
ral 8007	ral 8008	ral 8011	ral 8012	ral 8014	ral 8015	ral 8016	ral 8017	ral 8019	ral 8022	ral 8023	ral 8024
											
ral 8025	ral 8028	ral 9001	ral 9002	ral 9003	ral 9004	ral 9005	ral 9006	ral 9007	ral 9010	ral 9016	ral 9018

Tutti i colori ral o di altra mazzetta analoga sono riproducibili nelle finiture laccate
All ral colors or analogous are reproducible in lacquered finishes

I colori ral riportati sono puramente indicativi
The brought ral colors are purely indicative





PARTNERS

FLESSYA

La nostra naturale attitudine alla ricerca e innovazione ci ha portato a progettare un catalogo in cui i nostri prodotti vengono accostati ad alcune proposte di design italiano.

Per realizzare un prodotto elegante, completo e di valore abbiamo stretto collaborazioni con importanti aziende del settore dell'arredamento.

Our natural attitude to research and innovation has led to the creation of a catalogue where our products are matched to Italian design proposals. We have set up alliances with important furnishing companies in order to create an elegant, complete product of great value.



SICC

www.siccucine.com

Produzione cucine classiche e di design dal 1978.


Manufacturers of classic and designer kitchens since 1978.

PARTNERS



IPF
www.ipfparquet.com

Produzione di pavimenti in legno massello di alta qualità in essenze pregiate.
Production of high quality valuable solid wood flooring.



PIEMME MOBILI
www.piemmemobili.it

Produzione camerette in stile classico e moderno.
Manufacturers of classic and modern bedroom furniture.



ERGON
www.ergontile.it

Marchio di Emilceramica dedicato esclusivamente al grès porcellanato non smaltato.
The trademark by Emilceramica specially dedicated to unglazed porcelain stoneware.



Flessya srl

via dell'artigianato 13
60030 Monte Roberto An
p.iva 02287520429
tel 0731.70.74.11
fax 0731.70.74.70

www.flessya.it

info@flessya.it

commerciale@flessya.it

amministrazione@flessya.it



Paolo Pantaleoni

area commerciale - commercial area
paolo.pantaleoni@flessya.it
int 0731.70.74.25



Federica Brunori

area commerciale - commercial area
federica.brunori@flessya.it
int 0731.70.74.26



Francesco Fioretti

area commerciale - commercial area
francesco.fioretti@flessya.it
int 0731.70.74.27



Rina Cimarelli

area amministrativa - administration
rina.cimarelli@flessya.it
int 0731.70.74.24



Marco Marchegiani

area amministrativa - administration
marco.marchegiani@flessya.it
int 0731.70.74.22



Paolo Perticaroli

area produzione - production area
paolo.perticaroli@flessya.it
int 0731.70.74.23



Ireneo Perticaroli

amministratore unico - single administrator
ireneo.perticaroli@flessya.it
int 0731.70.74.21

design:
capolinea.it

photo:
flessya.it
sicccucine.com
ipfparquet.com
piemmemobili.it
ergontile.it

print:
Tecnostampa Ostra Vetere